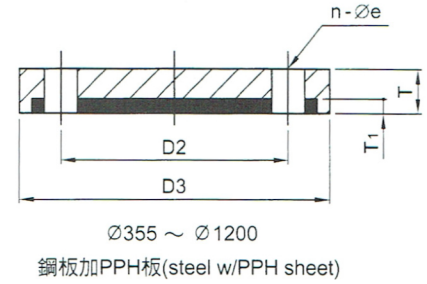
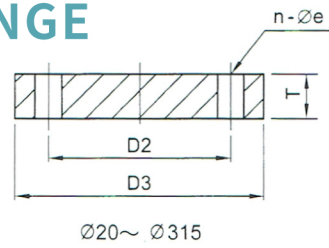


## PP-H BLIND FLANGE

MACHINED DIN PN10  
molded from PP-H  
盲法兰

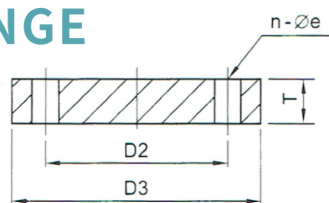


OD (mm)	D <sub>2</sub> (mm)	D <sub>3</sub> (mm)	e (mm)	n Number	T (mm)	T <sub>1</sub> (mm)
20	65	95	14	4	16	-
25	75	105	14	4	14	-
32	85	115	14	4	18	-
40	100	140	18	4	18	-
50	110	150	18	4	19	-
63	125	165	18	4	19	-
75	145	185	18	4	19	-
90	160	200	18	8	23	-
110	180	220	18	8	23	-
125	180	220	18	8	23	-
140	210	250	18	8	23	-
160	240	285	23	8	23	-
180	240	285	23	8	23	-
200	295	340	23	8	23	-
225	295	340	23	8	23	-
250	350	390	23	12	25	-
280	350	395	23	12	25	-
315	400	445	23	12	25	-
355	460	505	30	16	28	8
400	515	565	30	16	28	8
450	620	670	30	20	30	8
500	620	670	30	20	30	8
560	725	780	30	20	30	8
630	725	780	30	20	30	8
710	840	895	30	24	30	8
800	950	1015	33	24	36	8
900	1050	1115	33	28	38	8
1000	1160	1230	36	28	40	8
1100	-	-	-	-	40	8
1200	1380	1455	39	32	40	8

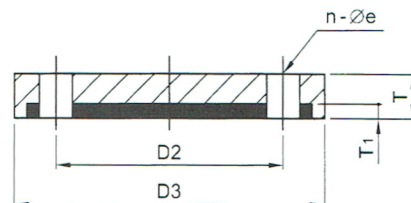
## PP-H BLIND FLANGE

MACHINED ANSI 150#  
molded from PP-H

盲法兰



Ø20~ Ø315

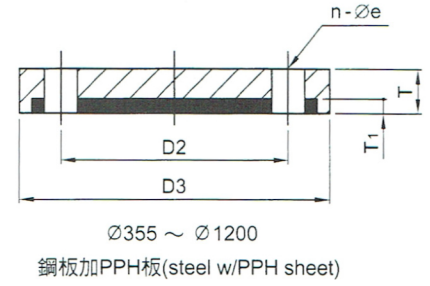
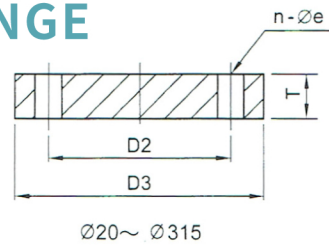


Ø355 ~ Ø1200  
鋼板加PPH板(steel w/PPH sheet)

OD (mm)	DN (inch)	D2 (mm)	D3 (mm)	e (mm)	n Number	T (mm)	T <sub>1</sub> (mm)
20	1/2"	60	89	16	4	16	-
25	3/4"	70	98	16	4	14	-
32	1"	79	108	16	4	18	-
40	1-1/4"	89	117	16	4	18	-
50	1-1/2"	98	127	16	4	19	-
63	2"	121	152	19	4	19	-
75	2-1/2"	140	178	19	4	19	-
90	3"	152	191	19	4	23	-
110	4"	191	229	19	8	23	-
140	5"	216	254	22	8	23	-
160	6"	241	279	22	8	23	-
200	8"	298	343	22	8	23	-
250	10"	362	406	25	12	25	-
315	12"	432	483	25	12	25	-
355	14"	476	533	29	12	28	8
400	16"	540	597	29	16	28	8
450	18"	578	635	32	16	30	8
500	20"	635	699	32	20	30	8
630	24"	749	813	35	20	30	8
710	28"	863	928	35	24	30	8
800	32"	978	1060	41	24	36	8
900	36"	1086	1178	41	32	38	8
1000	40"	1175	1286	41	32	40	8
1100	44"	1314	1403	41	40	40	8
1200	48"	1422	1512	41	44	40	8

## PP-H BLIND FLANGE

MACHINED JIS 10K  
molded from PP-H  
盲法兰



OD (mm)	DN (inch)	D2 (mm)	D3 (mm)	e (mm)	n Number	T (mm)	T <sub>1</sub> (mm)
20	1/2"	70	95	15	4	16	-
25	3/4"	75	100	15	4	14	-
32	1"	90	125	19	4	18	-
40	1-1/4"	100	135	19	4	18	-
50	1-1/2"	105	140	16	4	19	-
63	2"	120	155	19	4	19	-
75	2-1/2"	140	175	19	4	19	-
90	3"	150	185	19	8	23	-
110	4"	175	210	19	8	23	-
140	5"	210	250	23	8	23	-
160	6"	240	280	23	8	23	-
200	8"	290	330	23	12	23	-
250	10"	355	400	25	12	25	-
315	12"	400	445	25	16	25	-
355	14"	445	490	25	16	25	8
400	16"	510	560	27	16	28	8
450	18"	565	620	27	20	30	8
500	20"	620	675	27	20	30	8
630	24"	730	795	33	24	30	8
710	28"	840	905	33	24	30	8
800	32"	950	1020	33	28	36	8
900	36"	1050	1120	33	28	38	8
1000	40"	1160	1235	39	28	40	8
1100	44"	1275	1403	39	28	40	8
1200	48"	1380	1512	39	32	40	8